



DIMENSIONS

Plain Stem

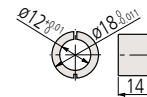
Unit: mm




350-281-30 (Stem dia. 12mm, waterproof type) Mass: 230 g



Equipped with a non-rotating device
350-261-30
(Stem dia. 12 mm, waterproof type)
Mass: 235 g



Bush (standard accessory)
350-261-30

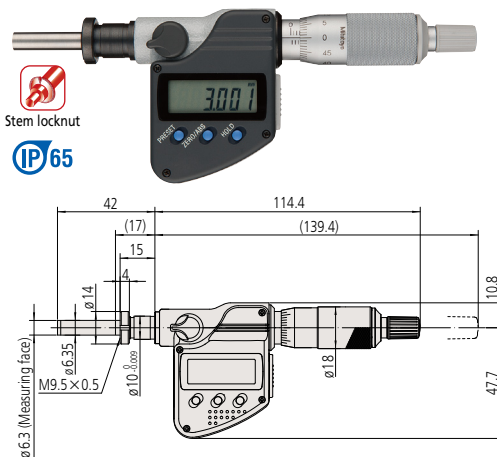


Spherical face
350-283-30


SR4 *1

*1 Other dimensions are the same as **350-281-30**.
(): with spindle fully retracted

Stem locknut



Fixture thickness: 11.5 mm
350-282-30 (Stem dia. 12 mm, equipped with locknut, waterproof type) Mass: 230 g



Spherical face
350-284-30

SR4 *1

*1 Other dimensions are the same as **350-282-30**.
(): with spindle fully retracted